

Alaska Education Funding Bill Veto Polling

Prepared for:

Alaska AFL-CIO

Polling Conducted March 15, 2024



Alaska Education Funding Bill Veto Polling

n=604, m.o.e +/-4% statewide registered voters 3/15/24

METHODOLOGY

Background

The Alaska AFL-CIO contracted with Hays Research Group LLC to conduct this statewide poll of registered Alaskan voters to gather data on opinions related to the veto of the education funding bill by Governor Mike Dunleavy.

Survey Methodology & Sampling

This survey was fielded on March 15, 2024, and was completed in one day. The results were collected from a web-based survey which was conducted by Hays Research Group LLC using the Alaska Panel, a proprietary panel of research participants across the state of Alaska who have been verified and matched against information in the Alaska voter file, among other sources. Quotas were established to ensure representation of political parties matched actual party registration in the state of Alaska. Each participant was paid \$5 for completing the survey. The total sample size of this survey was n=604 Alaska residents. The probability is 29 out of 30, for the overall sample size, that if researchers had sought to interview every eligible household from the sample frame above by using the same questionnaire, the findings would differ from these overall survey results by no more than 4.0 percentage points in either direction. **Thus, the margin of error is +/-4.0% for the overall sample.**

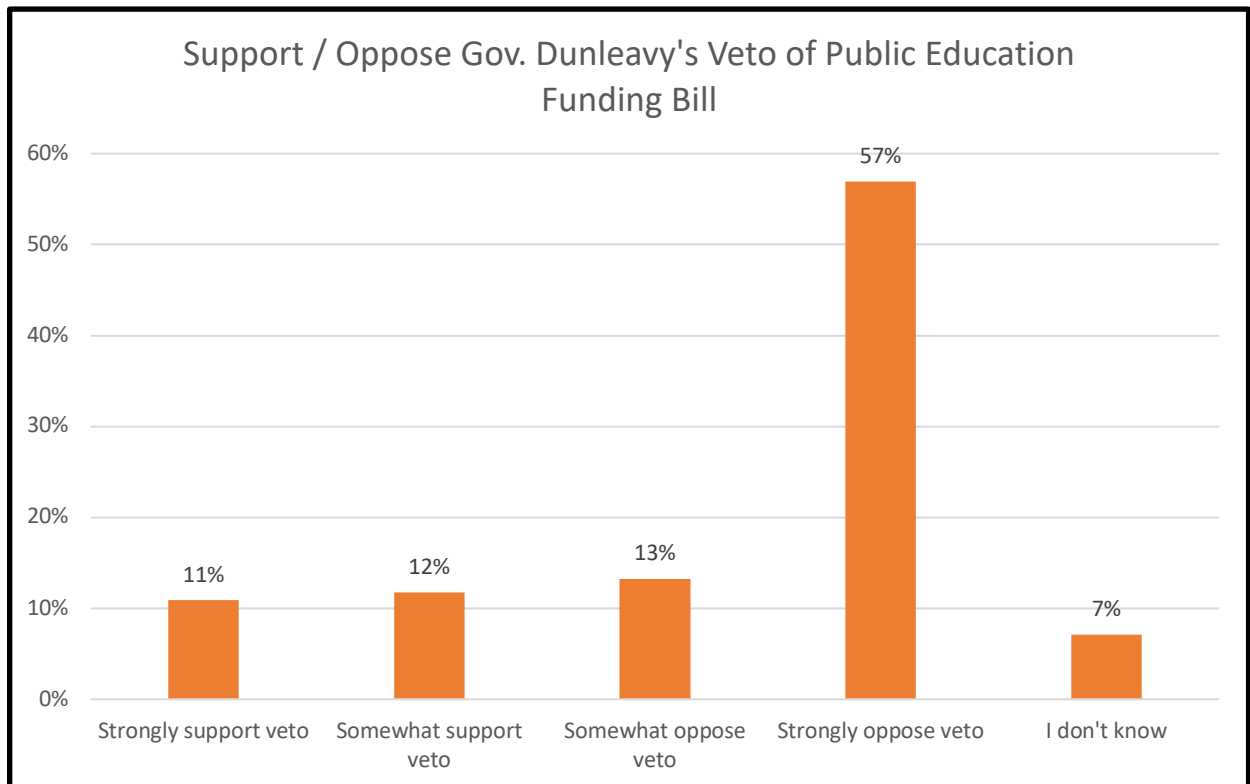
Alaska Education Funding Bill Veto Polling

n=604, m.o.e +/-4% statewide registered voters 3/15/24

POLLING RESULTS

Q1. This week, Governor Dunleavy vetoed a bipartisan bill that provided an increase in public education funding for schools statewide. Do you support or oppose Governor Dunleavy’s veto of public education funding?

	Count	Percent
Strongly support veto	66	11%
Somewhat support veto	71	12%
Somewhat oppose veto	80	13%
Strongly oppose veto	344	57%
I don't know	43	7%
Total	604	100%
Combined strong/somewhat support veto	137	23%
Combined strong/somewhat oppose veto	424	70%

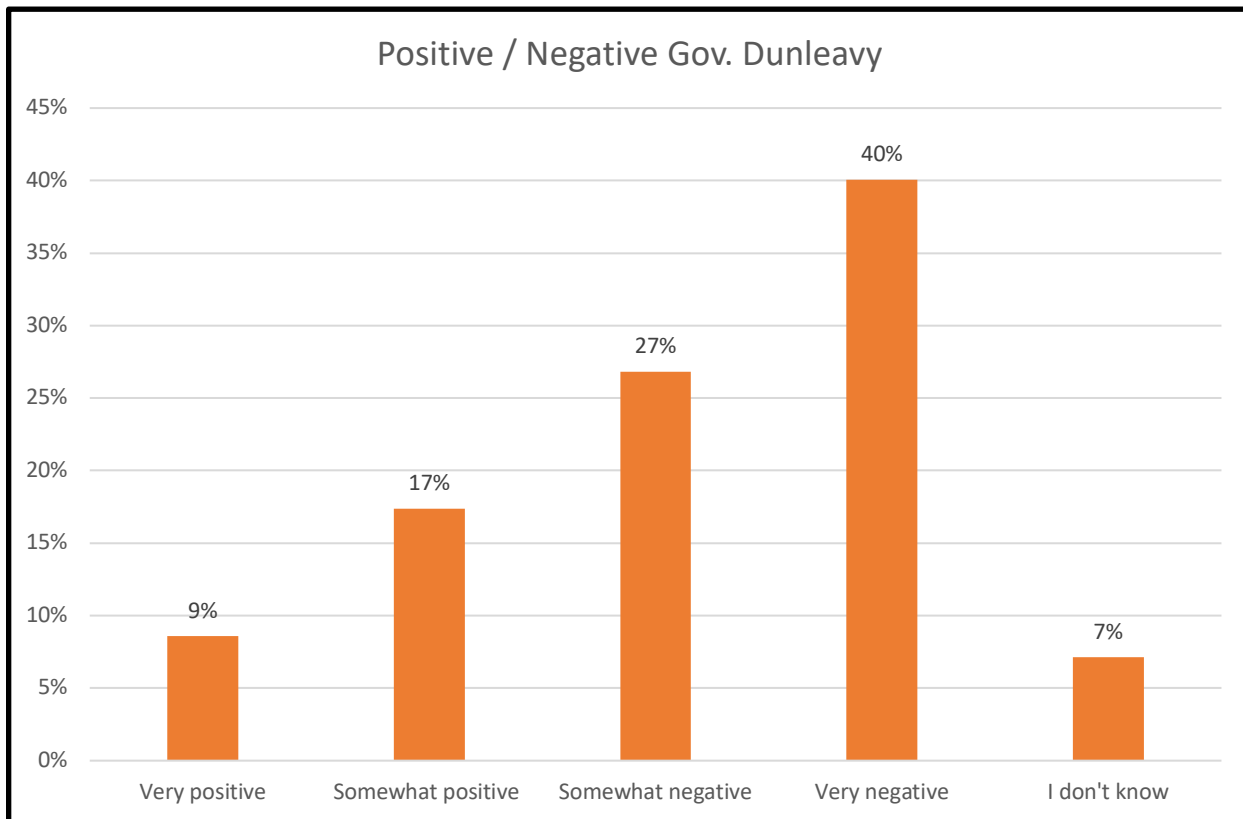


Alaska Education Funding Bill Veto Polling

n=604, m.o.e +/-4% statewide registered voters 3/15/24

Q2. Do you have a positive or negative opinion of Governor Mike Dunleavy?

	Count	Percent
Very positive	52	9%
Somewhat positive	105	17%
Somewhat negative	162	27%
Very negative	242	40%
I don't know	43	7%
Total	604	100%
Combined very/somewhat positive	157	26%
Combined very/somewhat negative	404	67%

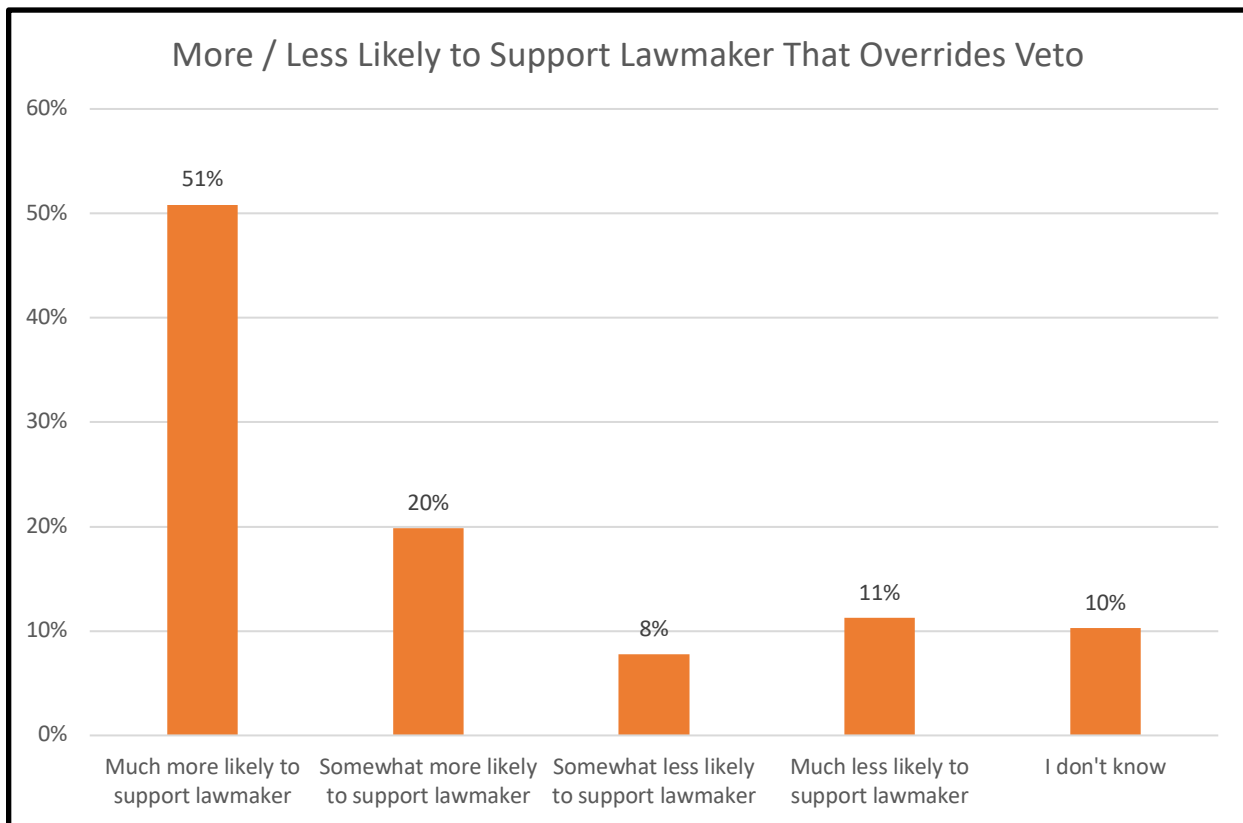


Alaska Education Funding Bill Veto Polling

n=604, m.o.e +/-4% statewide registered voters 3/15/24

Q3. Alaska Legislators have a chance at the beginning of the week to override this veto and restore the public education bill and its funding. Are you more or less likely to support your Legislator if they override Dunleavy’s veto?

	Count	Percent
Much more likely to support lawmaker	307	51%
Somewhat more likely to support lawmaker	120	20%
Somewhat less likely to support lawmaker	47	8%
Much less likely to support lawmaker	68	11%
I don't know	62	10%
Total	604	100%
Combined likely to support lawmaker	427	71%
Combined less likely to support lawmaker	115	19%



Alaska Education Funding Bill Veto Polling

n=604, m.o.e +/-4% statewide registered voters 3/15/24

CROSS TABS BY REGISTERED POLITICAL PARTY

Q1. Do you support or oppose Governor Dunleavy's veto of public education funding?

Q1. Registered Ds	
Strongly support	4%
Somewhat support	2%
Somewhat oppose	5%
Strongly oppose	86%
I don't know	2%

Q1. Registered Rs	
Strongly support	22%
Somewhat support	31%
Somewhat oppose	11%
Strongly oppose	30%
I don't know	4%

Q1. Registered U/N/Is	
Strongly support	8%
Somewhat support	11%
Somewhat oppose	16%
Strongly oppose	56%
I don't know	9%

Q2. Do you have a positive or negative opinion of Governor Mike Dunleavy?

Q2. Registered Ds	
Very positive	1%
Somewhat positive	5%
Somewhat negative	21%
Very negative	71%
I don't know	2%

Q2. Registered Rs	
Very positive	27%
Somewhat positive	40%
Somewhat negative	16%
Very negative	15%
I don't know	2%

Q2. Registered U/N/Is	
Very positive	5%
Somewhat positive	15%
Somewhat negative	33%
Very negative	37%
I don't know	10%

Q3. Are you more or less likely to support your Legislator if they override Dunleavy's veto?

Q3. Registered Ds	
Much more likely	80%
Somewhat more likely	13%
Somewhat less likely	1%
Much less likely	1%
I don't know	5%

Q3. Registered Rs	
Much more likely	22%
Somewhat more likely	16%
Somewhat less likely	19%
Much less likely	34%
I don't know	9%

Q3. Registered U/N/Is	
Much more likely	50%
Somewhat more likely	23%
Somewhat less likely	8%
Much less likely	7%
I don't know	12%

--end of survey--

Alaska Education Funding Bill Veto Polling

n=604, m.o.e +/-4% statewide registered voters 3/15/24